

Assembly Instructions

Thank you for purchasing the Mini Trak. We hope you will enjoy years of use of this product.

Mini Trak

After opening the boxes, please check the parts list to make sure all pieces have arrived in good condition. If you have any questions during this assembly process, please call customer service at 1-800-331-4362.



CAUTION

Any activity involving motion, rotation or height creates the possibility of serious injury including permanent paralysis and even death from landing or falling on the neck, head or other parts of the body. Gymnastic mats and floors cannot and do not eliminate this hazard entirely. You still assume a risk of serious injury when using this equipment.

Before each use, always check apparatus for damages or wear. If in doubt, do not use the product. This gymnastic apparatus can move during use. Always check for proper positioning of the product before use.

Parts List



NOTE: Tumbler Trak equipment is not recommended for the use in **Parkour/Free Running** related activities.


Parts List:

- (1) Partially Assembled Mini Trak
- (4) Mini Trak Legs
- (1) Mini Trak Ramp*
- *Purchased Separately

Tumbler Trak

Do It Again

① Open the box and locate the legs.




② Insert the two shorter legs into the slots on the logo end of the Mini Trak.



③ Insert the two longer legs into the slots on the Caution end of the Mini Trak.

Tighten the set screws on each leg with an allen wrench.

④



⑤ Remove the Mini Trak from the box.

If you also purchased a Mini Trak Ramp remove the packaging. Connect the Mini Trak and the Mini Trak Ramp by securely fastening the Velcro.

⑥



⑦ Enjoy your Mini Trak and Ramp!

Tumbl Trak
Do It Again

Accessories for the Mini Trak

The following accessories can be purchased from Tumb Trak's website at www.tumbltrak.com or by calling 1-800-331-4362.



Pit Pillow

- This is a great topping mat to place on a landing mat, in a pit or on top of an Air Floor.



Air Barrel and Cradle

- This is a great station to use with your Mini Trak
- Let your imagination go and you will discover so much more




Teddy Bear Mats

- Place this mat on top of the Pit Pillow and it will add some extra cushioning for landings.



Table Top Blocks

- Use the Mini Trak as a vault trainer for your Table Top Blocks.



Scan the Microsoft Tag with your smartphone to learn more about what you can do with your new Tumb Trak product!

Tumb Trak
Do It Again