



KIDDIE'S PARADISE INC.

9FL., NO. 70, SEC. 5, NANKING EAST RD.,
TAIPEI 105, TAIWAN, R.O.C.
TEL: 886-2-27568001
FAX: 886-2-27616457
<http://www.e-weplay.com>
e-mail: kp@weplay.com.tw



童心園實業股份有限公司

105台北市南京東路5段70號9樓
TEL: 886-2-27568001
FAX: 886-2-27616457
<http://www.e-weplay.com.tw>
e-mail: info@weplay.com.tw



最關心兒童的網站

Weplay cares about KIDS!
<http://www.e-weplay.com>



725068KT0009U02



Wavy Tactile Path

波浪觸覺步道遊戲指導書

User's Guide



KT0009-00B
KT0009-00G



Wavy Tactile Path

The Philosophy behind Weplay

Our goal at Weplay is to provide every child a healthy and happy future. With this idea in mind, Weplay has developed a line of high-quality educational equipment which helps children develop their characters and self-esteem.

Weplay的理念

我們希望每個孩子都擁有一個健康快樂的童年，基於這個理念，對於Weplay商品的開發，嚴守高品質的水準、豐富的遊戲價值、專業創新的設計，為孩子建造一個精彩多元的學習成長環境。

Five Areas of Holistic Developments

身體資源開發五大領域圖



by Wendy Wu

©Weplay

Wavy Tactile Path KT0009-00B

Wavy Tactile Path KT0009-00G

Applicable age: for all ages



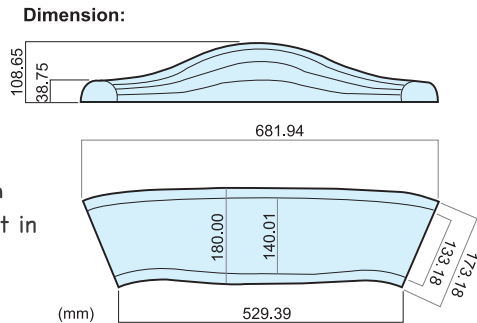
Total: Circular pattern path×4

Linear pattern path×4, total 8 pieces

Maximum loading: 80 kg

Design Concept :

- ◎Inspired by trails in a rice field, Wavy Tactile Path gives children a chance to have a “walking barefoot in nature” experience even if they are in the city.
- ◎Designed especially for children to experience different stretches and tensions in their foot arches with different tactile stimulations generated from the protruding designs on the surface.



波浪觸覺步道－藍色海洋 6800 KT0009-00B

－綠光森林 6800 KT0009-00G

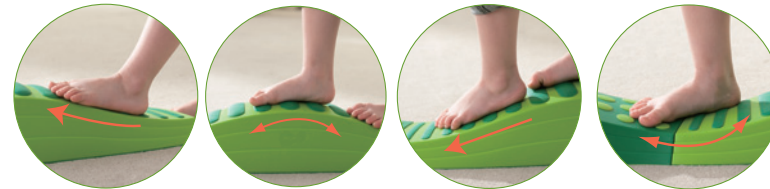
適合年齡：各年齡層都適用

組件明細：圓點4片、線條4片，共8片

承重量：80 kg

設計理念：

- ★步道造型取材於彎曲的田間小徑，讓孩子在都市環境中也能從遊戲體驗到大自然的舒暢感受。
- ★針對孩子行走、踩踏設計起伏的觸覺步道，讓孩子能自然體驗腳底與腳弓的彈性與張力，表面紋路則提升孩子在不同環境行走的適應力與反應力。



The slope is designed based on the ergonomics of the foot arch for children to experience different stretches and tensions. It's especially good for stretches of flat feet.


可組成弧狀坡度，讓腳弓得到最佳舒展，體驗腳弓的彈力與張力，對扁平足的伸展有所助益。

Product Features:

- ◎The dots and lines on the path generate suitable stimulations to users' foot soles. The curves on the path allow the foot arch to experience optimal stretch.
- ◎Made of high grade, slightly resilient plastic material, the product helps reduce pressure in the users' knees and ensures their safety.
- ◎Free of directional limitation, the product can be arranged and played in many ways. More games can be created when combined with Rainbow River Stone (KT0008).
- ◎Easy to assemble and will not be dismantled easily once connected.
- ◎Stackable design with a carrying bag makes storage and travel easy.

產品特色：

- ★3D坡道表面凸起的圓點與線條，提供孩子適度的腳底刺激，弧狀坡度讓腳弓得到最佳舒展。
- ★微彈性的高級塑膠材質，可減低膝蓋壓力，底部止滑設計，確保遊戲安全。
- ★組合無方向性，自然的角度的設計，提供最多的活動變化與樂趣；步道搭配彩虹河石 (KT0008) 使用，更添豐富的遊戲玩法。
- ★拆、組容易，且不易鬆脫，適合各年齡層的使用者需求。
- ★收拾堆疊簡便，附隨身提袋，不佔收藏空間。



Easy to connect
組合方式



Stackable design with a carrying bag makes storage and travel easy.
收拾堆疊簡便，附隨身提袋，不佔收藏空間。

Play Value:

- ◎Enhances muscle development, movement coordination and flexibility.
- ◎Improves vestibular balance, and tranquilizes emotions through tactile stimulations.
- ◎Develops action planning ability and spatial concepts through route organizations.
- ◎Improves self-confidence and reaction time.

Safety Tips:

- ◎Always design the activity based on children's ability.
- ◎Always have children warm-up before activities.
- ◎Stop the activity and investigate the reasons should the children show any signs of discomfort during the game.
- ◎This product must be used on a flat surface.
- ◎Make sure the children's shoes and socks are off during play to increase the stimulation to their foot soles as well as the friction between their feet and the floor to avoid slipping

遊戲價值：

- ★促進動作協調與平衡能力，增進肌肉伸展與彈性。
- ★刺激身體觸覺感官，增進情緒穩定，提升學習能力、專注力。
- ★不同路徑變化，提升孩子動作計畫能力。
- ★由組合波浪觸覺板的活動中，培養空間規劃的概念。
- ★提升自信心與反應力。

遊戲安全須知：

- ★設計或安排活動時，需以孩子的發展和能力為前提。
- ★進行活動前，需做暖身運動或安排前導遊戲。
- ★活動進行時，孩子如果出現排斥的反應，應停止並瞭解原因，不要勉強。
- ★請在平坦的地面上使用本產品，以維護孩子安全。
- ★進行活動時，請脫掉鞋襪，增進腳底刺激也增加摩擦力。



Activities



Activity 1

Line and circle patterns on the path offer children tactile stimulation and sensation on different levels

圓點與線條帶給孩子不同層次的刺激



Activity 2



Activity 3

Look! Kids are roaming leisurely on the ever changing routes!

看！孩子徜徉在行走平衡的變化路徑中



Activity 4



Activity 5



Activity 6

Moving from left to right and right to left, both sides of the body can be balanced!

從左到右、從右到左，身體雙側才平衡



Activity 7

Enhances muscle development and tactile stimulation.
透過各種遊戲路徑變化 增進動作與觸覺發展



Activity 8



Activity 9

Walking windingly, in circles and repeatedly helps children understand body's centre of gravity.

循環、繞圈走，幫助孩子瞭解身體重心

KT0008+KT0009

Incorporating Rainbow River Stone (KT0008) with the Wavy Tactile Path adds more playing methods and challenges to the games.

搭配『彩虹河石』KT0008可以變化更多挑戰與玩法



Activity 10



Activity 11



Activity 12



Activity 13



Activity 14

KT0008+KT0009+KP6106

Placing thing on the top of the head can strengthen body balance.

頭頂物(草魚帽 kp6106)行走，對平衡能力更有幫助



Activity 15



Activity 16

Connector (連接器) KT0010

Dimension : 18×7×4 cm (L×W×H) , 6pcs


◎The connectors are used to link Wavy Tactile Path and Rainbow River Stone together.

They can be used as the starting point or the turning point in the route.

◎Each Rainbow River Stone requires 3 connectors in order to keep its balance.

★連結步道與河石，作為遊戲路徑的轉折點或起始點的設計。

★與每個河石的組合需搭配3個連接器以保持平衡。



Activity 17



Activity 18

Attention :

- ◎Use under adult's supervision.
- ◎It is recommended to play without socks and shoes for sole stimulation.
- ◎Keep plastic wrapping away from children.
- ◎Keep away from fire.

注意事項：

- ★請在成人的指導下使用
- ★建議可脫掉鞋、襪進行活動，增加腳底刺激
- ★請將包裝袋拆卸後遠離孩童
- ★請遠離火源

Author: Wendy Wu
Publishing Director: Michael chiu
Publisher: KIDDIS PARADISE INC.
Address: 9FL., NO. 70, SEC.5 NANKING
EAST RD., TAIPEI 105, TAIWAN, R.O.C.
Reprint Edition: 2011.12
TEL: 886-2-27568001
FAX: 886-2-27616457
E-MAIL: kp@weplay.com.tw

All rights reserved
7250 68KT0009
For replacing the defective instruction,
please contact the dealer or email us
directly.

著 作 人：吳文鶯
出版總監：邱義誠
發行日期：2007年10月
修訂日期：2011年12月
發行公司：童心園實業股份有限公司
發行地點：台北市南京東路5段70號9樓
電話：886-2-27568001
傳真：886-2-27616457
E-MAIL：info@weplay.com.tw

版權所有，翻印必究
7250 68KT0009
(本書如有缺頁、破損，請寄回發行所更換)





























See the activity demonstrations "Live" on: <http://www.e-weplay.com> or
<http://www.youtube.com/user/weplaytaiwan>
更多商品玩法影片，請上網查詢

Wavy Tactile Path Activity Example

Legend

Dot 點 






























Line 線 

Theme 主題	# of Parts 數量		Combination Illustration 組合變化圖			Description 說明
	Dot 點	Line 線				
Straight Line 直線  (P7 Activity1 的變化圖)	4	0				<div>1.Walking on a straight route is the most basic activity for the Wavy Tactile Path.</div> <div>2.The dot pattern provides children with a smaller and sharper single-point stimulation which enhances children's tactile sensitivity.</div> <div>3.The line pattern provides children with a softer, more spread out stimulation that has the same resistant and steering effects of walking up and down the hill respectively.</div> <div>4.The children will experience different tactile sensations in their foot soles through stimulations exerted from the dot or line patterns on path pieces that are arranged either systematically or freely.</div> <div>1.直線路徑是波浪觸覺步道最基本的遊戲活動。</div> <div>2.圓點是面積較小的單點刺激，增進孩子觸覺敏感度。</div> <div>3.線條的觸感是較柔和且擴散的，在行走的上下坡有助力與阻力的作用。</div> <div>4.讓孩子經由單一點或線的腳底刺激，進行規律性排列或多元變化路徑，讓孩子體驗到不同的觸覺經驗。</div>
	0	4				
	3	1				
	1	3				
	2	2				
	4	2				
						
	2	4				
						
	3	3				
						

Legend

Dot 點 

Line 線 

Theme 主題	# of Parts 數量		Combination Illustration 組合變化圖						Description 說明
	Dot 點	Line 線							
Straight Line 直線	4	4							
									
Double Straight Line 雙直線  (P9 Activity6 的變化圖)	4	4	 		 		 		Double straight line variations allow children to experience different balance and tactile stimulations in both feet simultaneously. 雙直線的變化，讓孩子雙腳同時擁有不同的平衡刺激與觸覺感受。
			 		 		 		
Curves 曲線  (P7 Activity2 的變化圖)	4	0							1.The curvy routes allow children to experience the relationship between direction and their body's center of gravity. 2.The curvy routes will also allow children to acquire different balance stimulations for both right and left sides of their body 1.曲線的路徑，讓孩子體驗到方向與身體重心的關係。 2.讓孩子的兩側平衡能力得到不同的刺激。
	0	4							
	3	1							
	1	3							
	2	2							

Legend

Dot 點 **D** Line 線 **L**

Theme 主題	# of Parts 數量		Combination Illustration 組合變化圖			Description 說明
	Dot 點	Line 線				
Curves 曲線 (P7 Activity2 的變化圖)	4	2				
	2	4				
	3	3				
	4	4				

Legend

Dot 點 **D** Line 線 **L**



Theme 主題	# of Parts 數量		Combination Illustration 組合變化圖					Description 說明
	Dot 點	Line 線						
Horseshoe-shaped Route 馬蹄形 	4	4						When walking on this closing in route, the user's center of gravity is also leaning towards the inside hence his side balance will be enhanced. 馬蹄形路徑向內縮減時，重心也隨之向內，加強雙側平衡能力。
Bow-Shaped Routes 弓形 	4	4						When walking on this spreading out route, the user's center of gravity is also leaning towards the outside hence his side balance will be enhanced. 弓形路徑向外擴展時，重心也隨之向外，強化左右身體平衡能力。
Circular Route 圓形 	4	4						1.A circular route is an uninterrupted continuous route. 2.Either walking clockwise or counterclockwise on the circular route allows children to experience body balance and the shift of the center of gravity.
S-shaped Route S形 	4	4						1.圓形締造了不斷循環的路徑。 2.順行逆行的方式讓孩子體驗到身體平衡的不同重心變化。 This route allows children to experience the shift of the centre of gravity. S形的變化路徑讓孩子感受到身體重心的左右平衡，增強孩子動作控制能力。